



## Sanction Order

Sanction No: S116877462256  
Sanction Date: 19-Dec-2023

Sanction of the competent authority is hereby conveyed for incurring an expenditure of amount as under towards the cost of Purchase order/Contract placed on the Seller for supply of Goods/Services as per the contract for making payment to the Seller subject to deduction of TDS as applicable:

Organisation Details	Buyer Details
Type: Central Autonomous Ministry: Ministry of Health and Family Welfare Department: Department of Health and Family Welfare Organisation Name: North Eastern Indira Gandhi Regional Institute of Health and Medical Sciences (NEIGRIHMS) Office Name: Neigrihms, Shillong	U - 01/2023-24 Name: Harendra Dey Designation: Stores and Procurement Officer Email ID: harendra.dey@nic.in GSTIN: N Address: P.O. NEIGRIHMS, Mawdiangdiang, Shillong EAST KHASI HILLS MEGHALAYA - 793018

Financial Approval Detail
C - 1000 (B)/2023-24, dt: 11/12/2023 Designation of official providing Administration approval: Director F.No.NEIGR/S&P/U-01/23-24, against NEIGR/S&P/OT-483/2009-10 Buy Back Of Rs.400642 against DRV Rs.400643 on buy back of exiting systems as per bid IFD Concurrence / Competent Authority (HOD / Head of Office) Approval Required? YES Budget availability YES Designation of official providing Financial approval: DDA & DFA ,Approved Agenda C- 12/71PC ,CDN-C-1000-23-24 on buy back of old

Seller Details
Company Name: R G S Enterprise Email ID: rgseentp@yahoo.com Address: R G S Enterprise Shillong Meghalaya - 793001

Product Details						
#	Item Description	Model	Ordered Quantity	Unit	Price per Unit inclusive of all Duties and Taxes (in INR)	Total Price (inclusive of all Duties and Taxes (in INR))
1	ALL-IN-ONE LITHOTRIPSY} VARIO ULTRASOUND HANDPIECE} PERFECTLY SUITED FOR ALL TREATMENT MODALITIES	SWISS LITHOCLAST® MASTER	1	pieces	6600000.0	6600000.0
Total Order Value (in INR)						6600000.0

Consignee Details						
S.No	Consignee	Item	Lot No.	Quantity	Delivery Start After	Delivery To Be Completed By
1	Khrawkupar Jithod Katrai con18.neigrihms.ml@gembuyer.in P.O. NEIGRIHMS, Mawdiangdiang, Shillong EAST KHASI HILLS MEGHALAYA - 793018	ALL-IN-ONE LITHOTRIPSY} VARIO ULTRASOUND HANDPIECE} PERFECTLY SUITED FOR ALL TREATMENT MODALITIES	-	1	19-Dec-2023	18-Mar-2024

## Terms &amp; Conditions

- 1. This issues under the power delegated to Ministries/Department of the Government of India/organization/state vide Annexure to schedule V of the Delegation of Financial Power Rules, 1978 as amended from time to time or as per applicable delegation of financial power rules as approved and amended time to time by the competent authority of the buyer organization.

Note: This is system generated file. No signature is required. Print out of this document is not valid for payment/ transaction purpose.

  
State & Procurement Officer  
NEIGRIHMS - Shillong-18

25

SWISS  
LITHO  
CLAST

SINCE 1991



SWISS LITHOCLAST® MASTER

EMS+

**SWISS LITHOCLAST® MASTER**  
STATE OF THE ART



reddot design award  
winner 2003



*Handwritten signature*  
He  
ver

*Handwritten signature*

# **ORIGINAL SWISS LITHOCLAST® MASTER**

**TAKEN TO ITS BEST  
BY THE INVENTOR OF THE  
SWISS LITHOCLAST® METHOD**

---

- VARIO ULTRASOUND HANDPIECE
- ADDED FEATURES WITH NEW SOFTWARE
- EASIER HANDLING
- MORE ACCESSORIES

**COMBINED ULTRASOUND  
AND PNEUMATIC LITHOTRIPSY**

*Stefan Dr.*

**SWISS LITHOCLAST® MASTER**  
INNOVATIVE

# ALL-IN-ONE LITI

**THE ONE-OF-A-KIND SWISS LITHOCLAST® MASTER – A PERFECT LITHOTRIPSY FOR MANAGING STONES**

- > Pneumatic effect for fast coarse fragmentation
- > Powerful ultrasonic lithotripsy for fine fragmentation and pulverization
- > Simultaneous use of both technologies for multiplied action





**VARIO ULTRASOUND HANDPIECE →  
PERFECTLY SUITED FOR ALL TREATMENT MODALITIES**

- > Faster stone clearance – less blockage
  - Optimized fragment transport through dedicated suction connectors
  - Enhanced ultrasound effectiveness due to optimized transducer design
- > Comfortable and convenient handling thanks to reduced size and weight as well as optimal ergonomics
- > Instantaneous intraoperative switch from combined ultrasound/pneumatic mode to ultrasound only mode
- > Long-lasting ultrasound probes thanks to optimized design

*Stimor*

# OTRIPSY →

COMBINATION OF ULTRASOUND AND PNEUMATIC



→VARIO ULTRASOUND HANDPIECE WITH  
INTERCHANGEABLE LATERAL AND STRAIGHT  
SUCTION CONNECTOR

COMPLEMENTARY TECHNOLOGIES


*Stichman*

**SWISS LITHOCLAST® MASTER**  
GOLD STANDARD

## **PNEUMATIC HANDPIECE pn3 → INNOVATION IN FUNCTION AND DESIGN**

- > Reduced probe displacement
  - less push-back
  - greater fragmentation control
- > Optimum operator control thanks to light weight and perfect ergonomics
- > Easy reprocessing thanks to sealed system
  - no moisture-related handpiece failure
- > Easy, fast and sterile probe change due to quick-connection probe cap
- > Extremely durable handpieces and probes in best material and manufacturing quality

*Stefan Du*

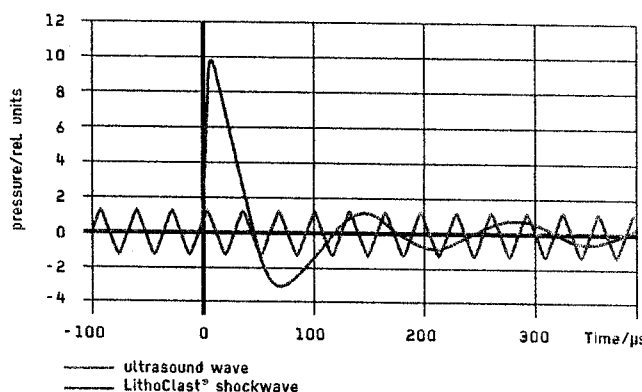


# THE BENEFITS OF THE EMS COMBINED LITHOTRIPTER PRINCIPLE AND IMPACT ARE CLEARLY DOCUMENTED IN SCIENTIFIC COMPARISONS

## THE PRINCIPLE →

- > Acclaimed and proven ballistic lithotripsy – the Swiss LithoClast® principle – for coarse stone fragmentation
- > High-performance ultrasound lithotripsy for fine fragmentation and pulverization
- > Simultaneous use of both technologies for enhanced efficacy
- > Choice of the most effective method during treatment

COMPARISON OF SWISS LITHOCLAST® SHOCKWAVES VERSUS ULTRASOUND WAVES → FORCE ACTING ON THE CALCULUS

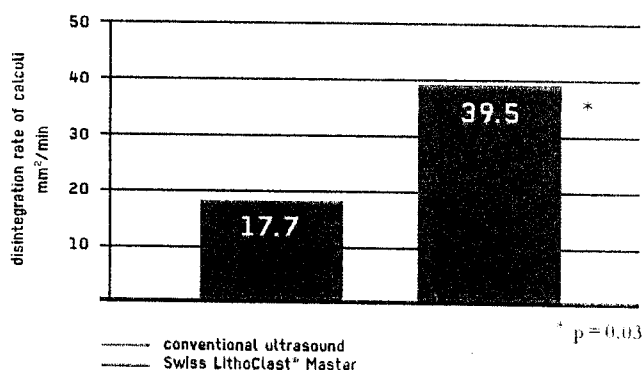


## THE IMPACT →

- > Most effective method for the removal of large calculi
- > Faster stone removal: clinically proven four times faster than Swiss LithoClast® Standard and more than twice as fast compared to standard ultrasound lithotripters
- > Prevention of stone fragment blockage in the ultrasound handpiece and probes

Source:  
Auge, Pietrow, Preminger et al.,  
World Congress of Endourology (Genova 2002)

IN VIVO COMPARISON → CONVENTIONAL ULTRASOUND VERSUS SWISS LITHOCLAST® MASTER PRINCIPLE



*John Dn*

# SUCCESS BY DESIGN




**SWISS LITHOCLAST® MASTER**  
DEDICATED SUCTION

**VENTURI  
PRINCIPLE**

# SWISS LITHOPUMP®

FOR ALL SWISS LITHOCLAST® DEVICES





## PRECISELY ADJUSTABLE FOR ALL SUCTION REQUIREMENTS OF LITHOTRIPSY PROCEDURES


- > Fail-safe, silent, no electricity, easy setup
  - fully pneumatically driven pump based on the Venturi principle
- > Highly adjustable, controls negative pressure
  - constant optimal view without pressure peaks
- > Hygienic and clean
  - double bacteria retention filter system
- > Accessories by MEDELA
  - complete configuration, either disposable or reusable

*Heinrich 21*

**SWISS LITHOCLAST® MASTER**  
ULTIMATE STONE THERAPY



**SWISS  
LITHOCART →**  
Complete setup  
of Swiss LithoClast® Master,  
Swiss LithoPump®,  
suction accessories  
and compressor



*fidm 2n*

**ULTIMATE STONE THERAPY**

## DEVICES, OPTIONS, ACCESSORIES →

### SWISS LITHOCLAST® MASTER

Swiss LithoClast® Master basic unit incl. dual foot pedal, compressed air connection, pneumatic pn3 handpiece, vario ultrasound handpiece, stone catcher and a selection of Swiss LithoClast® and ultrasound probes

**FT-128#**

### VARIO ULTRASOUND HANDPIECE UPGRADE KIT

Includes vario ultrasound handpiece, straight and lateral suction connector and software processor revision 3

**FR-159#**

### SWISS LITHOPUMP®

Swiss LithoPump® basic unit incl. overflow protection filters, connection set, compressed air connection and exhaust connector kit

**FT-184#**

### SWISS LITHOCART

**DW-030**

### ALL-IN-ONE CART

**DW-038**

### STERILIZATION TRAY

Sterilization tray 700x120x75 mm, autoclavable, for FR-107 and FR-108

**FR-112**

### STERILIZATION TRAY

Sterilization tray 500x200x60 mm, autoclavable, for FR-082

**FR-166**

### STONE CATCHER

Stone catcher sterile (box of ten)

**DT-059**

### SWISS LITHOCLAST® PROBES

Probe Ø 2.0 mm, 425 mm length

**EL-044**

Probe Ø 1.6 mm, 605 mm length

**EL-058**

Probe Ø 1 mm, 605 mm length

**EL-045**

Probe Ø 0.8 mm, 605 mm length

**EL-046**

Probe Ø 3.2 mm, 425 mm length

**EL-092**

Probe cap for 3.2 mm probe

**AD-425**

Flexible probe Ø 0.89 mm, 940 mm length for flexible ureteroscopes

**EL-254B**

Flexible probe Ø 0.89 mm, 600 mm length for flexible nephroscopes

**EL-304B**

### PNEUMATIC COMBINATION PROBES

Probe Ø 1.0 mm, 570 mm length

Combination with FR-083 and FR-084

**EL-220**

Probe Ø 1.3 mm, 570 mm length

Combination with probe FR-083

**EL-255**

Probe Ø 1.0 mm, 497 mm length

Combination with FR-105 and FR-106

**EL-276**

### ULTRASOUND PROBES

Probe Ø 3.8 mm, 403 mm length

**FR-083**

Probe Ø 3.3 mm, 403 mm length

**FR-084**

Probe Ø 3.3 mm, 330 mm length

**FR-105**

Probe Ø 3.8 mm, 330 mm length

**FR-106**

### ULTRASOUND DISPOSABLE PROBES

Probe Ø 3.8 mm, 403 mm length

**FR-083/A**

Probe Ø 3.3 mm, 403 mm length

**FR-084/A**

Probe Ø 3.3 mm, 330 mm length

**FR-105/A**

Probe Ø 3.8 mm, 330 mm length

**FR-106/A**

Probe Ø 1.5 mm, 573 mm length

**FR-102/A**

Probe Ø 1.9 mm, 360 mm length

**FR-103/A**

*Handwritten signature*

# MILLIONS OF STONES CANNOT BE WRONG

# 25

## SWISS

SINCE 1991

THE SWISS LITHOCLAST® PRINCIPLE IS TODAY'S MOST COMMONLY USED ENDOSCOPIC STONE TREATMENT METHOD - ITS PROVEN SAFETY AND ITS SUCCESS RATES MAKE IT ALSO THE MOST EFFICIENT AND COST-EFFECTIVE MODALITY

## BEST RESULTS

FOUR HUNDRED AND TWELVE (412) PUBLISHED STUDIES ON THE SWISS LITHOCLAST® AND PNEUMATIC LITHOTRIPSY PROVIDE AMPLE CLINICAL EVIDENCE ON EFFICIENCY AND SAFETY OF THE SWISS LITHOCLAST® METHOD

### HIGH STONE-FREE RATES

- > Up to 95% for ureteral stones using pneumatic lithotripsy
- > Up to 90% for PNL procedures using combination lithotripsy

### HIGH TISSUE SAFETY

- > The highest tissue safety of all endoscopic lithotripters

## BEST COSTS


A FASTER STONE CLEARANCE WITH THE SWISS LITHOCLAST® RESULTS IN A SHORTER OPERATING TIME FOR COST-EFFECTIVE OR MANAGEMENT

- > Save 28 minutes compared to laser lithotripsy<sup>1</sup>
- > OR time costs 62 \$ per minute<sup>2</sup>
- > Save on average 1,736 \$ per PNL compared to laser lithotripsy

### FAST FRAGMENTATION AND CLEARANCE TIME

- > Combination mode with the Swiss LithoClast® Master clears stones twice as fast as ultrasound-alone lithotripters
- > Pneumatic lithotripters with the Swiss LithoClast® fragments stones on average faster than Holmium laser

**FIRST  
GENERATION**



<sup>1</sup> Malik, Rizvi et al, 2007: Comparison of HO-YAG laser and Swiss LithoClast® in percutaneous nephrolithotomy

<sup>2</sup> A. Macario, Stanford University USA, 2010:  
What does one minute of operating room time cost?

*Figure 2a*



**WWW.EMS-UROLOGY.COM**

EMS  
ELECTRO MEDICAL SYSTEMS SA  
Chemin de la Voarpiçara 31  
CH-1260 Nyon  
Tel. +41 22 69 46 700  
Fax. +41 22 69 46 701  
info@ems-urology.com